

Cipher Offering for HEVC SEPs Analysis

Cipher's unique Machine Learning technology provides the best non-partisan data to help both licensors and licensees establish where the value is in HEVC portfolios.

What's the offering?

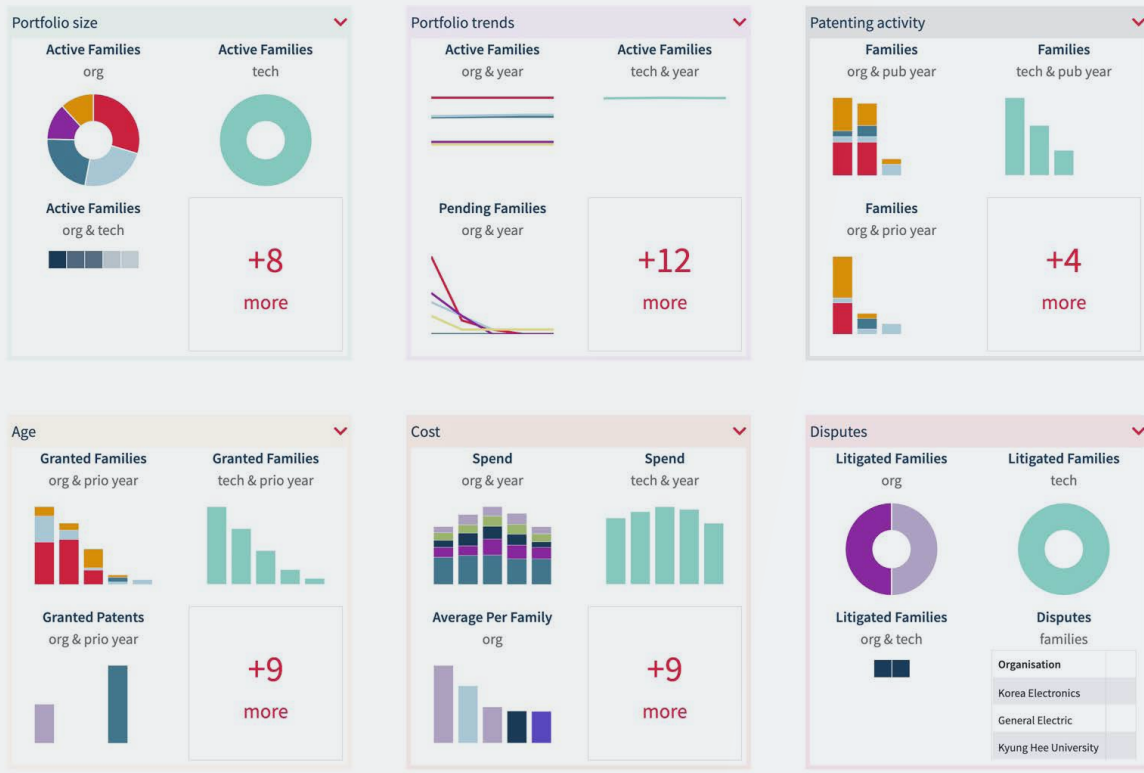
Cipher HEVC SEPs Report is available on subscription and includes:

- Cipher HEVC Main/Main 10 analysis updated quarterly
- Cipher HEVC SEPs Report
- Access to Cipher platform

Snapshot of Patent Landscape Report

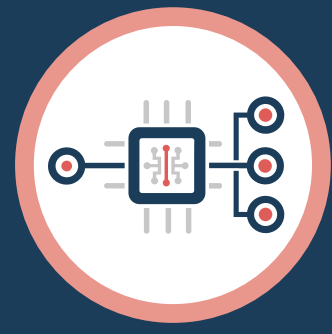
The Cipher classifier report includes analysis on metrics such as Portfolio Size, Portfolio Trends, Geography, Age, Disputes and Active Patent Families.

HEVC Main/Main 10 Patent Landscape report



Snapshot of Report with Anonymised Data

The document describes the Cipher analysis of patents deemed to be essential to the High Efficiency Video Coding (HEVC) standard, also known as H.265 and MPEG H part 2.



The approach

Using data from both MPEG-LA HEVC and Advance Access pools, Cipher can determine the total number of patent families that are deemed essential (both declared and undeclared).

Through the use of Cipher's machine learning and AI technologies we can estimate the population of SEPs, using characteristics of the patent which indicate the probability of it being an HEVC SEP.

The results

We calculate the denominator figures as follows:

| | Factor | Assets* | Families |
|------------------|---------------------|---------|----------|
| Current US Grant | Median | XX | XX |
| | % probability range | XX | XX |
| Total US Grant | Median | XX | XX |
| | % probability range | XX | XX |
| Total WW Grant | Median | XX | XX |
| | % probability range | XX | XX |

* N.B. EPO grants count as a single asset.

We can compare the above with the figures from the prior report version. We observe that asset denominators have grown by X %.

| Factor | | Q1 2021 (present) | |
|------------------|----------|-------------------|----------|
| | | Assets | Families |
| Current US Grant | Median | XX | XX |
| | X% upper | XX | XX |
| | X% lower | XX | XX |
| Total US Grant | Median | XX | XX |
| | X% upper | XX | XX |
| | X% lower | XX | XX |
| Total WW Grant | Median | XX | XX |
| | X% upper | XX | XX |
| | X% lower | XX | XX |

Figures in the full report show the joint distribution probability density of precision and recall for the underlying classifier. Figure 1 shows the likely number of real-world essential families, given the input data.

We can examine the degree of changes for individual companies in proportionality terms, reflecting changes to both numerator and denominator.

Figure 1: HEVC Main/Main-10 (2021-Q1) probability density

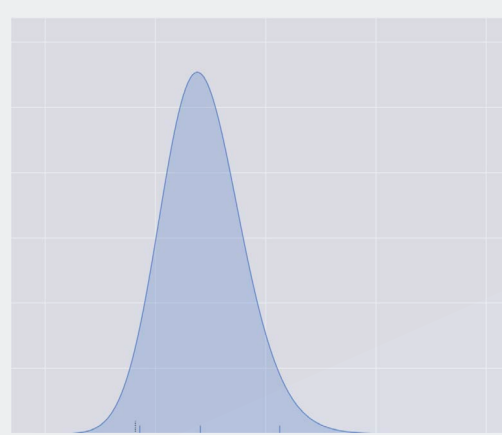


Figure 2: Probability Density Function of the likely number of real-world HEVC essential families which have contained a US grant given the classifier and input data.

To get a copy of the full Cipher HEVC SEPs Report, contact us directly or email us at info@cipher.ai.